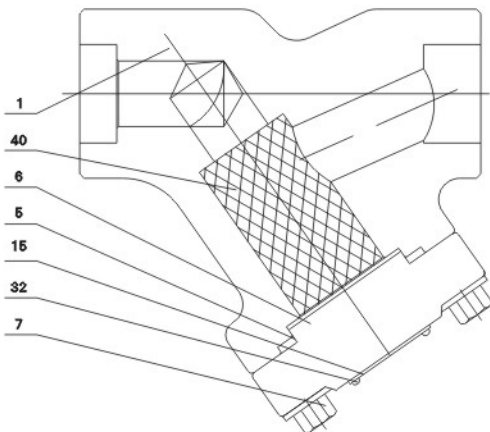


## Forged steel Y-type strainers

BTL Forged steel Y type strainer, bolted bonnet, gasket adopt spiral wound(304+flexible graphite)or metalring seal.

### Construction is as follows

- ※ Full port or conventional port;
- ※ Bolted bonnet spiral wound gasket seal bonnet;
- ※ Socket weld ends to ASME B16.11;
- ※ Screwed ends (NPT) to ANSI/ASME B1.20.1;
- ※ Equip blow down tap and renewable strainer.



Please offer the mesh of strainer when order if block and bleed is needed, please indicate it in your order.

### Carbon steel temperature–pressure rate

CL150–285 P.S.I @ 100° F  
 CL300–740 P.S.I @ 100° F  
 CL600–1480 P.S.I @ 100° F  
 CL800–1975 P.S.I @ 100° F  
 CL1500–3705 P.S.I @ 100° F  
 CL2500–6170 P.S.I @ 100° F



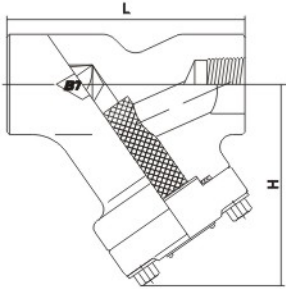
### Application standards

- 1、 Design and manufacture conform to BS5352 MSS SP–118;
- 2、 Connection ends conform to:
  - 1)Socket welded ends conform to ANSI B16.11;JB/T1751
  - 2)Screw ends conform to ANSI B1.20.1;JB/T7306
  - 3)Butt-welded conform to ANSI B16.25;JB/T12224
  - 4)Flanged ends conform to ANSI B16.5;JB79
- 3、 Test and inspection conform to: API 598; GB/T13927; JB/T9092
- 4、 Structure features: Bolted bonnet or welding bonnet
- 5、 Materials conform to ANSI/ASTM.
- 6、 Main materials: A105; LF2; F5; F11; F22; 304(L); 316(L); F347; F321; F51; Monel; 20 Alloy.

### Main part materials list

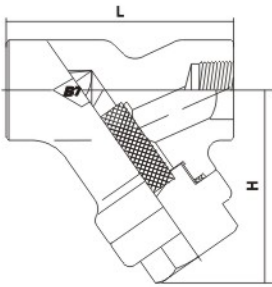
NO.	Part name	A105/F6a	A105/Fa6HFS	LF2/304	F11/F6aHF	F304(L)/304(L)	F316(L)/316(L)	F51/F51
1	Body	A105	A105	LF2	F11	F304(L)	F316(L)	F51
5	Gasket	304+ Flexible graphite	304+ Flexible graphite	304+ Flexible graphite	304+ Flexible graphite	304+ Flexible graphite	316+ Flexible graphite	316+ Flexible graphite
6	Bonnet	A105	A105	LF2	F11	F304(L)	F316(L)	F51
7	Bolt	B7	B7	L7	B16	B8(M)	B8(M)	B8M
15	Nameplate	AL	AL	AL	AL	AL	AL	AL
32	Rivet	H62	H62	H62	H62	H62	H62	H62
40	Filter screen	304	304	304	304	304(L)	316(L)	316(L)

## Y-type strainers



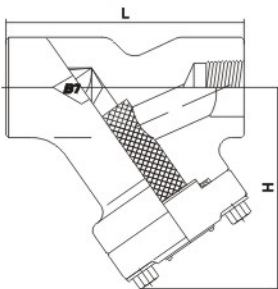
### CL800 Bolted bonnet, full bore and reduced bore Threaded, butt-welded or socket welded ends; design to BS5352

Specification (NPS)	R.P F.P	1/2 3/8	3/4 1/2	1 3/4	1 1/4 1	1 1/2 1 1/4	2 1 1/2	2 1/2 2	3 2 1/2
Face to face	L	98	98	98	111	140	140	155	170
Height	H	70	70	70	100	110	120	120	150
Height (angle dimension)	d	7	9	13	17.5	30	30	35	46
Weight(Kg)		2.2	2.2	2.1	4.2	8.9	8.9	10	18.6



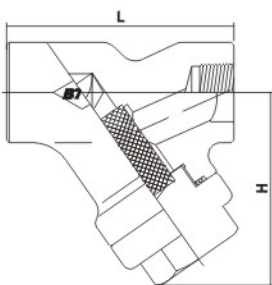
### CL800 Bolted bonnet, full bore and reduced bore Threaded, butt-welded or socket welded ends; design to BS5352

Specification (NPS)	R.P F.P	1/2 3/8	3/4 1/2	1 3/4	1 1/4 1	1 1/2 1 1/4	2 1 1/2	2 1/2 2	3 2 1/2
Face to face	L	79	79	92	100	140	140	155	170
Height	H	65	65	65	95	105	110	110	140
Height (angle dimension)	d	7	9	13	17.5	23	30	35	46
Weight(Kg)		1.8	1.8	2.0	3.5	9	8.0	12	16



### CL800 Bolted bonnet, full bore and reduced bore Threaded, butt-welded or socket welded ends; design to BS5352

Specification(NPS)	F.P	3/8	1/2	3/4	1	1 1/4	1 1/2	2
Face to face	L	98	111	111	140	140	155	170
Height	H	70	70	100	110	120	120	150
Height (angle dimension)	d	9	12	15	20	28	32	40
Weight(Kg)		2.1	4.2	9	8.9	10	18.6	20



### CL900-CL1500 Bolted bonnet, full bore Threaded, butt-welded or socket welded ends; design to BS5352

Specification(NPS)	F.P	3/8	1/2	3/4	1	1 1/4	1 1/2	2
Face to face	L	92	100	100	140	140	155	170
Height	H	65	65	95	105	110	110	140
Height (angle dimension)	d	9	12	15	20	28	32	40
Weight(Kg)		2.0	3.5	8.0	8.0	12	16	18